

# FRAME RCS EXIT SURVEY 2021

## FRAME - Rural Clinical School Evaluation

---

1. I agree to participate in the FRAME RCS exit survey. \*

Yes

No

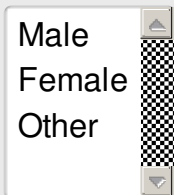
(untitled)

---

2. Your Student University ID \*

3. What is your gender?

Male  
Female  
Other



4. Date of Birth (Please enter the date in dd/mm/yyyy format)

**5. What is your Medical School? (Please select from the list) \***

Australian National University  
Deakin University  
Flinders University (Flinders University Rural Health SA)  
Flinders University (NT Rural Clinical School)  
Griffith University  
Monash University (undergraduate)  
Monash University (Graduate)  
University of Adelaide  
University of Melbourne  
University of Newcastle  
University of New England  
University of New South Wales  
University of Notre Dame (Freemantle)  
University of Notre Dame (Sydney)  
University of Queensland  
University of Sydney  
University of Tasmania  
University of Western Australia  
University of Western Sydney  
University of Wollongong

**6. Please indicate your placement type in medical school.**

- Commonwealth Supported (HECS) Place
- Bonded Medical Place (BMP)
- State Bonded Place
- International Fee-paying Place
- Australian Fee-paying Place
- Other, please specify:

7. When did you first know that you had been allocated a rural clinical placement with your rural school, of at least a year's length? Please select the most accurate answer:

When I accepted my medical school position  
Before the end of the preclinical phase of medical school  
After commencing the clinical phase of medical school

8. Do you consider yourself to come from a rural background?

- Yes
- No

9. Please indicate the type of location, within Australia, you have lived in the longest: \*

- MM1 Metropolitan e.g Newcastle NSW, Geelong VIC, Gold Coast QLD, most capital cities
- MM2 Regional centres (>50,000) e.g Hobart TAS, Darwin NT, Ballarat VIC, Townsville, QLD
- MM3 Large rural towns (15-50,000) e.g Mt Gambier SA, Wagga Wagga NSW
- MM4 Medium rural towns (5-15,000) e.g Lithgow NSW, Port Augusta SA
- MM5 Small rural towns (<5,000) e.g Denmark WA, Mission Beach QLD
- MM6/7 Remote or very remote communities e.g Broome WA, Katherine NT

10. Have you lived outside a major city in Australia for EITHER a cumulative period of 10 years or 5 years consecutively?

- Yes
- No

**11. Please indicate if any of the following are true:**

	Yes	No
You have an immediate family member who is qualified as a medical practitioner	<input type="radio"/>	<input type="radio"/>
You identify as Aboriginal or Torres Strait Islander	<input type="radio"/>	<input type="radio"/>
You already have a health professional qualification	<input type="radio"/>	<input type="radio"/>
You are the first in your family (including your parents) to attend University	<input type="radio"/>	<input type="radio"/>
You come from a Culturally And Linguistically Diverse background	<input type="radio"/>	<input type="radio"/>

**12. In terms of ranking, my preference to attend a RCS was:**

My last choice	Low on my list	My mid-choice	High on my list	My first choice
<input type="radio"/>	<input type="radio"/>	<input type="radio"/>	<input type="radio"/>	<input type="radio"/>

**13. This year was:**

- My first year at a RCS
- My second consecutive year at the RCS
- Other (please describe)

**Future Medical Practice**

---

**14. BEFORE your RCS experience please rank your preferences as to which geographical location within Australia would you have most liked to practise on completing your training?**

**Please rank 1 (most preferred) to 6 (least preferred)**

Drag items from the left-hand list into the right-hand list to order them.

MMM1

.....  
Metropolitan  
e.g.  
Newcastle  
NSW,  
Geelong VIC,  
Gold Coast  
QLD, most  
capital cities.

MM2  
Regional  
centres  
(>50,000) e.g.  
Hobart TAS,  
Darwin NT,  
Ballarat VIC,  
Townsville  
QLD

MM3 Large  
rural towns  
(15-50,000)  
Mt Gambier  
SA, Wagga  
Wagga NSW

MM4 Medium  
rural towns  
(5-15,000)  
e.g. Lithgow  
NSW, Port  
Augusta SA

MM5 Small  
rural towns  
(<5,000) e.g.  
Denmark WA,  
Mission  
Beach QLD

MM6/7  
remote or  
very remote  
Communities  
e.g. Broome  
WA,  
Katherine NT

**15. AFTER your RCS experience please rank your preferences as to which geographical location within Australia would you most like to practise on completing your training? Please rank 1 (most preferred) to 6 (least preferred)**

Drag items from the left-hand list into the right-hand list to order them.

MMM1  
Metropolitan  
e.g.  
Newcastle  
NSW,  
Geelong VIC,  
Gold Coast  
QLD, most  
capital cities.

MM2  
Regional  
centres  
(>50,000) e.g.  
Hobart TAS,  
Darwin NT,  
Ballarat VIC,  
Townsville  
QLD

MM3 Large  
rural towns  
(15-50,000)  
Mt Gambier  
SA, Wagga  
Wagga NSW

MM4 Medium  
rural towns  
(5-15,000)  
e.g. Lithgow  
NSW, Port  
Augusta SA

MM5 Small  
rural towns  
(<5,000) e.g.  
Denmark WA,  
Mission

Beach QLD

MM6/7

remote or

very remote

Communities →

e.g. Broome

WA,

Katherine NT

16. **BEFORE** your RCS experience what were your career preferences? Please rank 1 (most preferred) to 4 (least preferred)

Drag items from the left-hand list into the right-hand list to order them.

Rural Generalism (a combination of general practice and rural hospital work) →





General Practice (rural or urban) →

Specialist with broad scope (e.g. general surgeon, general physician, anaesthetist, ED) →

Sub-specialist/ other →

17. **AFTER** your RCS experience what are your career preferences? Please rank 1 (most preferred) to 4 (least preferred)

Drag items from the left-hand list into the right-hand list to order them.

Rural Generalism (a combination of general practice and rural hospital work) 	
General Practice (rural or urban) 	
Specialist with broad scope ( e.g. general surgeon, general physician, anaesthetist, ED) 	
Sub-specialist/ other 	

### Rural Clinical School Experience

18. I would recommend the RCS experience to other medical students/

Strongly disagree	Somewhat disagree	Neutral	Somewhat agree	Strongly agree
<input type="radio"/>	<input type="radio"/>	<input type="radio"/>	<input type="radio"/>	<input type="radio"/>

19. Please rate your agreement with the following statements

	Strongly Disagree	Somewhat Disagree	Neutral	Somewhat Agree	Strongly Agree	Not Applicable
I felt well supported academically by my RCS	<input type="radio"/>	<input type="radio"/>	<input type="radio"/>	<input type="radio"/>	<input type="radio"/>	<input type="radio"/>
I felt well supported financially by my RCS	<input type="radio"/>	<input type="radio"/>	<input type="radio"/>	<input type="radio"/>	<input type="radio"/>	<input type="radio"/>
I felt academically						





component of  
my course

**20. How satisfied were you with these learning methods used during your rural training?**

	Highly dissatisfied	Dissatisfied	Don't know	Satisfied	Highly satisfied
Teleconferencing of tutoring/learning	<input type="radio"/>	<input type="radio"/>	<input type="radio"/>	<input type="radio"/>	<input type="radio"/>
Online learning platforms	<input type="radio"/>	<input type="radio"/>	<input type="radio"/>	<input type="radio"/>	<input type="radio"/>
Self-directed learning	<input type="radio"/>	<input type="radio"/>	<input type="radio"/>	<input type="radio"/>	<input type="radio"/>

**21. In the past year, my medical school has provided me with the following opportunities with a view to enhancing my well-being.**

	Strongly disagree	Somewhat Disagree	Neutral	Somewhat agree	Strongly agree
Mindfulness course	<input type="radio"/>	<input type="radio"/>	<input type="radio"/>	<input type="radio"/>	<input type="radio"/>
Other formal wellbeing/resilience training	<input type="radio"/>	<input type="radio"/>	<input type="radio"/>	<input type="radio"/>	<input type="radio"/>
Structured support activities	<input type="radio"/>	<input type="radio"/>	<input type="radio"/>	<input type="radio"/>	<input type="radio"/>
Informal/optional wellbeing activities	<input type="radio"/>	<input type="radio"/>	<input type="radio"/>	<input type="radio"/>	<input type="radio"/>
Active role modelling of self-care	<input type="radio"/>	<input type="radio"/>	<input type="radio"/>	<input type="radio"/>	<input type="radio"/>
<input type="text" value="Enter another option"/>	<input type="radio"/>	<input type="radio"/>	<input type="radio"/>	<input type="radio"/>	<input type="radio"/>

**Specific Areas Of Interest**

---

## 22. Please respond to the following statements concerning rural practice

	Strongly disagree	Disagree	Neutral	Agree	Strongly agree
Rural practice is too hard	<input type="radio"/>	<input type="radio"/>	<input type="radio"/>	<input type="radio"/>	<input type="radio"/>
I have necessary skills to practise in a rural setting	<input type="radio"/>	<input type="radio"/>	<input type="radio"/>	<input type="radio"/>	<input type="radio"/>
I get a sinking (anxious) feeling when I think of working in rural setting	<input type="radio"/>	<input type="radio"/>	<input type="radio"/>	<input type="radio"/>	<input type="radio"/>
I have a strong positive feeling when I think of working in a rural setting	<input type="radio"/>	<input type="radio"/>	<input type="radio"/>	<input type="radio"/>	<input type="radio"/>
People tell me I should work in a rural setting	<input type="radio"/>	<input type="radio"/>	<input type="radio"/>	<input type="radio"/>	<input type="radio"/>
I see people like me taking up rural clinical practice	<input type="radio"/>	<input type="radio"/>	<input type="radio"/>	<input type="radio"/>	<input type="radio"/>

## 23. The Majority of my Regional Rural Remote placement was spent in an:

- MM2 Regional centre (>50,000) e.g. Hobart TAS, Darwin NT, Ballarat VIC, Townsville QLD
- MM3 Large rural town (15-50,000) e.g. Mt Gambier SA, Wagga Wagga NSW
- MM4 Medium rural town (5-15,000) Lithgow NSW, Port Augusta SA
- MM5 Small rural town (<5,000) e.g. Denmark WA, Mission Beach QLD
- MM6/7 remote or very remote Communities e.g. Broome WA, Katherine NT

**24. I spent more than 4 weeks outside of my major placement in one or more of the following areas. (Please select all that apply)**

- MMM1 Metropolitan e.g. Newcastle NSW, Geelong VIC, Gold Coast QLD
- MM2 Regional centres (>50,000) e.g. Hobart TAS, Darwin NT, Ballarat VIC, Townsville QLD
- MM3 Large rural towns (15-50,000) e.g. Mt Gambier SA, Wagga Wagga NSW
- MM4 Medium rural towns (5-15,000) Lithgow NSW, Port Augusta SA
- MM5 Small rural towns (<5,000) e.g. Denmark WA, Mission Beach QLD
- MM6/7 remote or very remote Communities e.g. Broome WA, Katherine NT
- I did not move during my RCS Placement

**25. Please indicate your level of agreement with the following statements:**

	Strongly disagree	Disagree	Neutral	Agree	Strongly agree
During my placement I received formal tuition regarding career options for rural medical practice	<input type="radio"/>	<input type="radio"/>	<input type="radio"/>	<input type="radio"/>	<input type="radio"/>
During my placement I received informal information regarding career options for rural medical practice	<input type="radio"/>	<input type="radio"/>	<input type="radio"/>	<input type="radio"/>	<input type="radio"/>
During my placement I had the opportunity to work with junior doctors undertaking training for rural practice	<input type="radio"/>	<input type="radio"/>	<input type="radio"/>	<input type="radio"/>	<input type="radio"/>
I wish I had received more information about rural career training opportunities this year	<input type="radio"/>	<input type="radio"/>	<input type="radio"/>	<input type="radio"/>	<input type="radio"/>

**26. Did you participate (e.g.; medical assistant) in actively screening/testing/treating COVID-19 patients?**

- Yes – administrative role (non-clinical)
- Yes – clinical role
- No – (ie; no direct experience related to COVID-19)

**27. Have you always felt safe in your clinical training during the COVID-19 pandemic?**

- Yes
- No

**28. Relating to COVID-19's impact to your training in the last 12 months, please indicate your level of agreement with the following statements**

	Strongly disagree	Disagree	Neutral	Agree	Strongly agree
I am concerned about having missed specific clinical learning	<input type="radio"/>	<input type="radio"/>	<input type="radio"/>	<input type="radio"/>	<input type="radio"/>
I had exposure to an increased breadth of cases (wider caseload)	<input type="radio"/>	<input type="radio"/>	<input type="radio"/>	<input type="radio"/>	<input type="radio"/>
I had more exposure to new models of care (e.g. telehealth, pop up clinics)	<input type="radio"/>	<input type="radio"/>	<input type="radio"/>	<input type="radio"/>	<input type="radio"/>
I had more exposure to community placements (e.g. out of hospital)	<input type="radio"/>	<input type="radio"/>	<input type="radio"/>	<input type="radio"/>	<input type="radio"/>
My placements / learning opportunities were affected by travel restrictions	<input type="radio"/>	<input type="radio"/>	<input type="radio"/>	<input type="radio"/>	<input type="radio"/>
My hospital placements were not disrupted by COVID-19	<input type="radio"/>	<input type="radio"/>	<input type="radio"/>	<input type="radio"/>	<input type="radio"/>

**29. Do you think COVID-19 adversely affected your performance in assessments?**

Strongly Disagree	Disagree	Don't Know	Agree	Strongly Agree
<input type="radio"/>	<input type="radio"/>	<input type="radio"/>	<input type="radio"/>	<input type="radio"/>

**30. Why do you feel this way about COVID-19 and your performance in assessments?**

**31. Do you feel you are less well prepared for internship because of any training restrictions due to COVID-19?**

- Yes
- No
- Don't know

**32. Were you a member of your University's student rural health club during the pre-clinical years of the course?**

- Yes
- No

**33. If you were a member, please indicate your level of agreement with the following statements**

	Strongly disagree	Disagree	Neutral	Agree	Strongly agree
My rural health club activities helped me to have positive and realistic expectations of a rural placement	<input type="radio"/>	<input type="radio"/>	<input type="radio"/>	<input type="radio"/>	<input type="radio"/>
My rural health club activities increased my intentions of practicing in a rural area compared to my intention when entering medical school	<input type="radio"/>	<input type="radio"/>	<input type="radio"/>	<input type="radio"/>	<input type="radio"/>

**34. Within the context of Aboriginal and Torres Strait Islander Health, and your learning around Indigenous issues:**

	Strongly disagree	Disagree	Neutral	Agree	Strongly agree
I feel my RCS educated me adequately about Aboriginal and Torres Strait Islander culture and importance of culture in indigenous healthcare.	<input type="radio"/>	<input type="radio"/>	<input type="radio"/>	<input type="radio"/>	<input type="radio"/>
I feel the RCS has made me want to engage further with Aboriginal and Torres Strait Islander culture and health.	<input type="radio"/>	<input type="radio"/>	<input type="radio"/>	<input type="radio"/>	<input type="radio"/>
My RCS experience has given me insight into inequities in social determinants that Aboriginal and Torres Strait Islander people live with, so I can better understand the importance of closing the gap.	<input type="radio"/>	<input type="radio"/>	<input type="radio"/>	<input type="radio"/>	<input type="radio"/>
I feel more comfortable than when I first started at the RCS in communicating with, and taking a history from, Aboriginal and Torres Strait Islander people whose first spoken language is not English.	<input type="radio"/>	<input type="radio"/>	<input type="radio"/>	<input type="radio"/>	<input type="radio"/>

**35. Please indicate your level of agreement with the following statement:**

	Strongly disagree	Disagree	Neutral	Agree	Strongly Agree
Overall, my rural clinical school experience has prepared me sufficiently to undertake the roles and responsibilities of a junior doctor	<input type="radio"/>	<input type="radio"/>	<input type="radio"/>	<input type="radio"/>	<input type="radio"/>